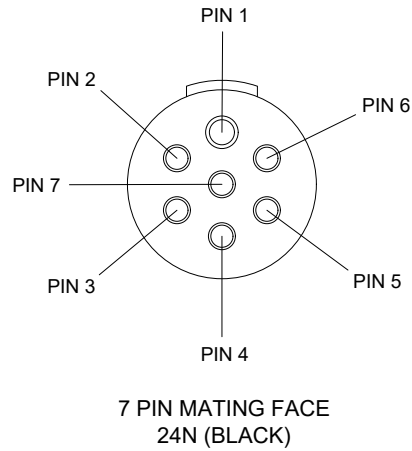
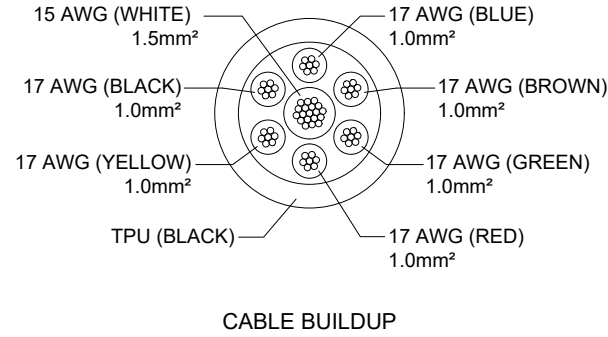


Revision Notes				
R1 - PINOUT DETAILS CORRECTED, DRAWING STANDARDS UPDATED AS PER QI-671				
APA: K. ARNOLD	Drawn: R. BATES	Checked: B. CHILDS	Approved: S. MATTHEWS	Date: 15/12/14
R2 - DRAWING UPDATED & CABLE LABEL ADDED AS PER CR-A993				
APA: A. LOWE (17/03/23)	Drawn: A. FOSTER	Checked: K. HAMILTON	Approved: JN BATOUR	Date: 06/04/23
R3 - SECTION ADDED & FRAME REVISED AS PER CR-A1111				
APA: A. LOWE 31/07/25	Drawn: A. FOSTER	Checked: A. KING	Approved: JN. BATOUR	Date: 05/08/25

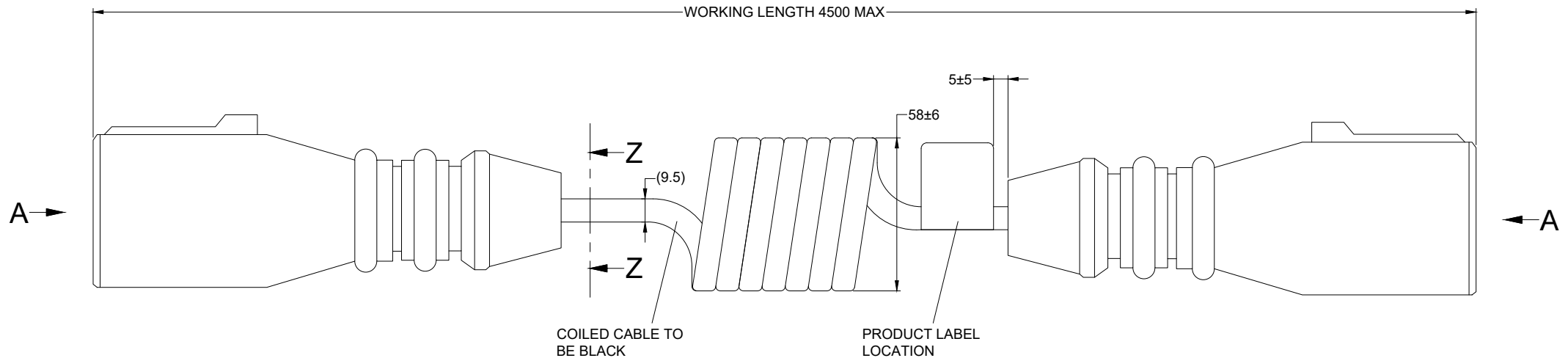
### VIEW A



### SECTION Z-Z



PIN #	WIRE COLOUR	DESCRIPTION
1	WHITE	NOT ALLOCATED
2	BLACK	+12V
3	YELLOW	ADDITIONAL FUNCTION
4	RED	NOT ALLOCATED
5	GREEN	VIDEO
6	BROWN	AUDIO
7	BLUE	GROUND/SHIELD



#### NOTES:

- CONNECTOR PRODUCED TO ISO1185
- FOR LABEL AND PACKAGING DETAILS REFER TO MASTER BOM
- ANY CUSTOMER MODIFICATION OF THIS PRODUCT CAUSING SUBSEQUENT FAILURE IS NOT A LIABILITY OF BRIGADE ELECTRONICS GROUP PLC

#### PROPRIETARY NOTICE

THIS DESIGN AND TECHNICAL INFORMATION APPEARING ON THIS DRAWING IS THE PROPERTY OF BRIGADE ELECTRONICS, AND IS DISCLOSED IN CONFIDENCE. IT IS NOT TO BE COPIED, REPRODUCED, REVEALED TO OR EXPROPRIATED BY OTHERS, EITHER IN WHOLE OR IN PART WITHOUT THE EXPRESS WRITTEN CONSENT OF BRIGADE ELECTRONICS.

Sheet 1 of 1	Assembly Pl Approval N/A	Approved by N/A	Checked by N/A	Drawn by M. BUTLER
Customer Approval N/A	Angle of Projection 	Units mm	Scale N/A	Released 25/04/08
		Status RELEASED	Assembly Ref SC-07	
		Part No 1046	BE-000579-03-08	

**Brigade**  
brigade-electronics.com

Third Angle