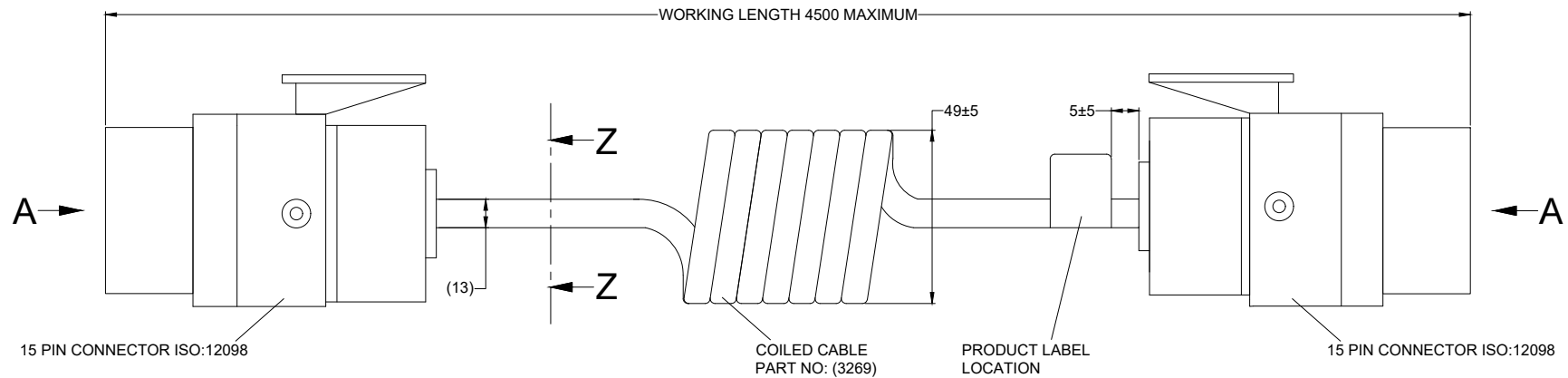
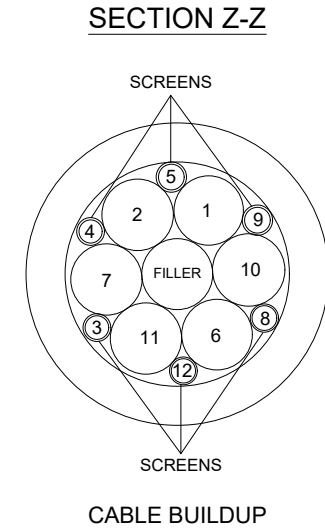
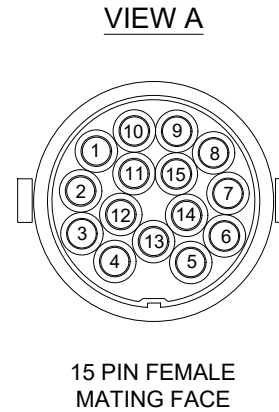


Revision Notes.				
R5 - DRAWING UPDATED & CABLE BARCODE LABEL ADDED AS PER CR-A993				
APA: A. LOWE (17/03/23)	Drawn: A. FOSTER	Checked: K. HAMILTON	Approved: JN. BATOUR	Date: 06/04/23
R6 - PRODUCT LABEL LOCATION REVISED & FRAME UPDATED AS PER CR-A1111				
APA: A. LOWE 31/07/25	Drawn: A. FOSTER	Checked: A. KING	Approved: JN. BATOUR	Date: 05/08/25

PIN NUMBER	WIRE COLOUR	WIRE SIZE	SCREENED	SCREEN CONNECTED TO	FUNCTION SIDESCAN & 1 CAMERA	FUNCTION 3 CAMERA
1	RED	1MM <sup>2</sup>	NO	N/A	12V FOR CAMERA	12V FOR CAMERA 1
2	WHITE	1MM <sup>2</sup>	NO	N/A	GROUND FOR CAMERA	GND FOR CAMERA 1
3	WHITE	0.14MM <sup>2</sup>	YES	PIN 11	NOT USED	AUDIO FOR CAMERA 3
4	RED	0.14MM <sup>2</sup>	YES	PIN 2	VIDEO FOR CAMERA	VIDEO FOR CAMERA 1
5	BLACK	0.14MM <sup>2</sup>	YES	PIN 2	AUDIO FOR CAMERA	AUDIO FOR CAMERA 1
6	YELLOW	1MM <sup>2</sup>	NO	N/A	SS 12-24V	12V FOR CAMERA 2
7	BLUE	1MM <sup>2</sup>	NO	N/A	SS GND	12V FOR CAMERA 3
8	ORANGE	0.14MM <sup>2</sup>	YES	PIN 10	BUZZER +V	AUDIO FOR CAMERA 2
9	YELLOW	0.14MM <sup>2</sup>	YES	PIN 10	BUZZER GND	VIDEO FOR CAMERA 2
10	BLACK	1MM <sup>2</sup>	NO	N/A	LED GND	GND FOR CAMERA 2
11	ORANGE	1MM <sup>2</sup>	NO	N/A	NOT USED	GND FOR CAMERA 3
12	BLUE	0.14MM <sup>2</sup>	YES	PIN 11	NOT USED	VIDEO FOR CAMERA 3
13	N/A	N/A	N/A	N/A	NOT USED	NOT USED
14	N/A	N/A	N/A	N/A	NOT USED	NOT USED
15	N/A	N/A	N/A	N/A	NOT USED	NOT USED



- NOTES:**
1. SCREENS CONNECTED IN 3 PAIRS.
  2. SCREEN PAIRS MUST BE INSULATED USING HEAT SHRINK.
  3. CONNECTORS MUST BE POTTED TO ELIMINATE WATER INGRESS.
  4. PHYSICAL APPEARANCE OF THE CONNECTORS MAY VARY ALTHOUGH FUNCTION MUST REMAIN UNCHANGED.
  5. CABLE **MUST** BE SECURED INTO THE CONNECTORS USING CABLE CLAMP (OUTER INSULATION REMOVED MAY BE USED TO INCREASE CABLE DIAMETER).
  6. ALL WIRES TO BE TERMINATED WITH A FERRULE INSIDE CONNECTOR.
  7. FOR LABEL AND PACKAGING DETAILS REFER TO MASTER BOM.
  8. ANY CUSTOMER MODIFICATION OF THIS PRODUCT CAUSING SUBSEQUENT FAILURE IS NOT A LIABILITY OF BRIGADE ELECTRONICS GROUP PLC.

**PROPRIETARY NOTICE**  
 THIS DESIGN AND TECHNICAL INFORMATION APPEARING ON THIS DRAWING IS THE PROPERTY OF BRIGADE ELECTRONICS, AND IS DISCLOSED IN CONFIDENCE. IT IS NOT TO BE COPIED, REPRODUCED, REVEALED TO OR EXPROPRIATED BY OTHERS, EITHER IN WHOLE OR IN PART WITHOUT THE EXPRESS WRITTEN CONSENT OF BRIGADE ELECTRONICS.

Sheet 1 of 1	Assembly Pl Approval S. NIXON (24/06/13)	Approved by S. MATTHEWS	Checked by M. BUTLER	Drawn by B. CHILDS
Customer Approval N/A	Angle of Projection	Units mm	Scale N/A	Released 23/02/17
Third Angle		Status RELEASED	SC-15-01	
Part No 3268A		BE-001014-06-10		

**Brigade**  
 brigade-electronics.com

