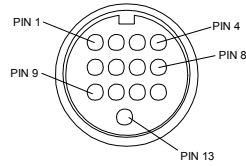


Revision Notes.

Checked By: - Approved By: - Date Released: -

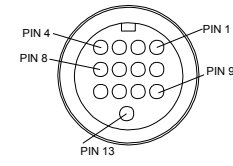
VIEW A



13 PIN MALE MATING FACE

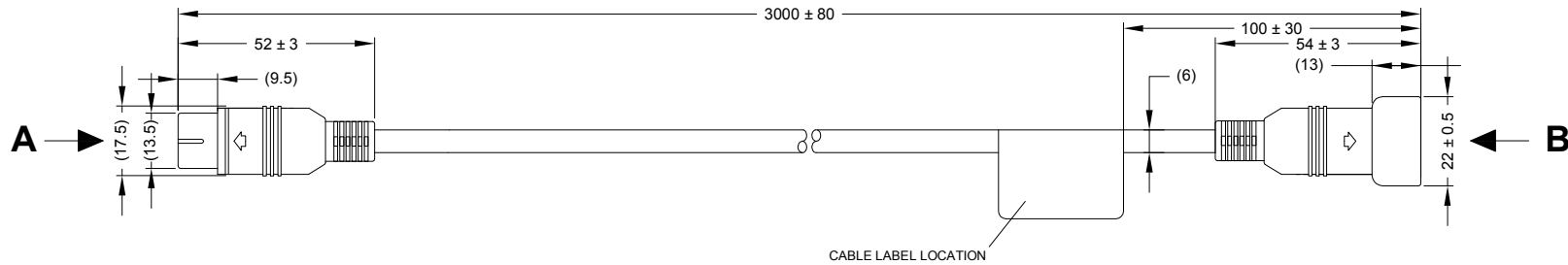
PIN #	WIRE COLOUR	DESCRIPTION
1	RED	+12/24V
2	BROWN	TRIGGER 3
3	BLUE	TRIGGER 2
4	PURPLE	TRIGGER 1
5	PALE RED	CA1 +12V OUT
6	GRAY	CA1 AUDIO
7	YELLOW	CA1 VIDEO
8	GREEN	CA2 +12V OUT
9	PALE GREEN	CA2 AUDIO
10	WHITE	CA2 VIDEO
11	BLACK	CA3 +12V OUT
12	PALE BLUE	CA3 AUDIO
13	ORANGE	CA3 VIDEO
14	SHIELD	GROUND

VIEW B



13 PIN FEMALE MATING FACE

PIN #	WIRE COLOUR	DESCRIPTION
1	RED	+12/24V
2	BROWN	TRIGGER 3
3	BLUE	TRIGGER 2
4	PURPLE	TRIGGER 1
5	PALE RED	CA1 +12V OUT
6	GRAY	CA1 AUDIO
7	YELLOW	CA1 VIDEO
8	GREEN	CA2 +12V OUT
9	PALE GREEN	CA2 AUDIO
10	WHITE	CA2 VIDEO
11	BLACK	CA3 +12V OUT
12	PALE BLUE	CA3 AUDIO
13	ORANGE	CA3 VIDEO
14	SHIELD	GROUND



NOTES:

- CONNECTORS SHOULD BE BLACK.
- CABLE SHOULD BE PROVIDED IN A PRESSED SEAL BAG REFER TO LATEST REVISION OF BE-002117-XX-12.
- CABLE SHOULD BE HELD TOGETHER NEATLY WITH A TWIST TIE TO ENABLE IT TO FIT INTO THE PRESSED SEAL BAG (BE-002117-XX-12).
- COPPER CONDUCTOR CABLES SHOULD BE ONE CONTINUOUS LENGTH BETWEEN CONNECTORS.
- FOR GENERIC CABLE LABEL DETAIL REFER TO LATEST REVISION OF BE-001500-XX-11.
- FOR MANUFACTURING CONTROLS PLEASE REFER TO ASSEMBLY PLANT DRAWING #375.

PROPRIETARY NOTICE

THIS DESIGN AND TECHNICAL INFORMATION APPEARING ON THIS DRAWING IS THE PROPERTY OF BRIGADE ELECTRONICS, AND IS DISCLOSED IN CONFIDENCE. IT IS NOT TO BE COPIED, REPRODUCED, REVEALED TO OR EXPROPRIATED BY OTHERS, EITHER IN WHOLE OR IN PART WITHOUT THE EXPRESS WRITTEN CONSENT OF BRIGADE ELECTRONICS.

BRIGADE[®]
www.brigade-electronics.com

Assembly Pl Approval X.HUANG - 15/07/12	Approved by S.MATTHEWS	Checked by L.BRAR	Drawn by J.NEWMAN
Angle of Projection 	Units mm	Scale N/A	Released 31/07/12
	Status RELEASED	VBV-XM003	
	Stock Code 4193	BE-002088-00-12	
Third Angle			