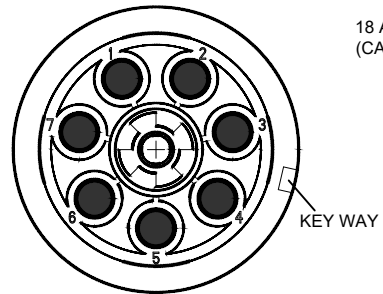


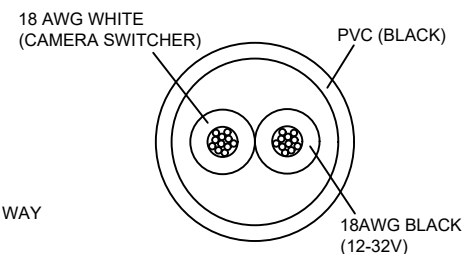
Revision Notes.			
R1 - UPDATED NOTES TO INCLUDE VENDOR NUMBER AS PER CR-A677			
APA: D. LOWE	Drawn:w. SINDEN	Checked:w. BEAZLEY	Approved:B. CHILDS Date: 25/04/19
R2 - FRAME, CONNECTOR DETAIL, PRODUCT LABEL, SECTIONS & DRAWING NOTES UPDATED AS PER CR-A1111			
APA: A. LOWE 31/07/25	Drawn:A. FOSTER	Checked:I. MULAYIM	Approved:JN. BATOUR Date: 05/08/25

SECTION X-X



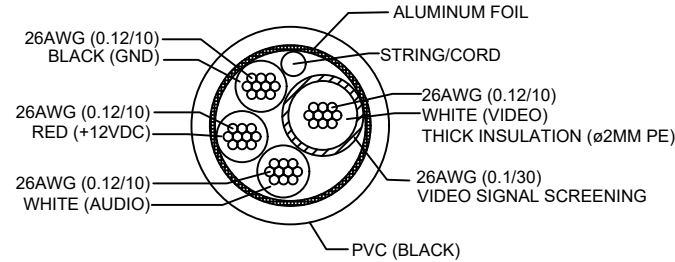
7 PIN MALE MATING FACE

SECTION Y-Y



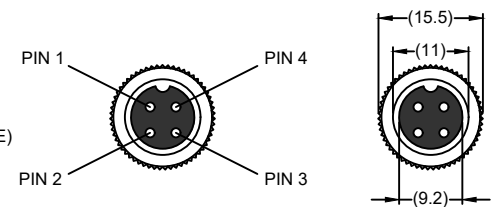
CABLE BUILDUP

SECTION Z-Z



CABLE BUILDUP

VIEW A



4 PIN FEMALE MATING FACE

PIN #	WIRE COLOUR	DESCRIPTION
1	RED	12V
2	THICK WHITE	VIDEO
3	SHIELD/BLACK	GND
4	WHITE	AUDIO
5	N/A	NOT CONNECTED
6	WHITE (2 CORE)	LOOP (CAMERA SWITCHER)
7	BLACK (2 CORE)	LOOP (12~32V)

PIN #	WIRE COLOUR	DESCRIPTION
1	RED	+12V
2	BLACK/SHIELD	GND
3	WHITE	AUDIO
4	THICK WHITE (Ø2MM PE)	VIDEO

- NOTES:
- CONNECTORS MUST BE SEALED TO ELIMINATE WATER INGRESS. I.E. EMPTY PIN CAVITIES FILLED, REAR CABLES ENTRY POINT & SOLDER JOINTS ON THE REAR OF PINS.
 - PHYSICAL APPEARANCE OF THE CONNECTORS MAY VARY ALTHOUGH FUNCTION MUST REMAIN UNCHANGED.
 - FOR BASE CABLE DETAILS REFER TO MASTER BOM.
 - IDENTIFICATION (ID.) LABELS CONTROLLED BY MANUFACTURER, HOWEVER TEXT MUST REMAIN THE SAME.
 - FOR LABEL AND PACKAGING DETAILS REFER TO MASTER BOM.
 - ANY CUSTOMER MODIFICATION OF THIS PRODUCT CAUSING SUBSEQUENT FAILURE IS NOT A LIABILITY OF BRIGADE ELECTRONICS PLC.

PROPRIETARY NOTICE
 THIS DESIGN AND TECHNICAL INFORMATION APPEARING ON THIS DRAWING IS THE PROPERTY OF BRIGADE ELECTRONICS, AND IS DISCLOSED IN CONFIDENCE. IT IS NOT TO BE COPIED, REPRODUCED, REVEALED TO OR EXPROPRIATED BY OTHERS, EITHER IN WHOLE OR IN PART WITHOUT THE EXPRESS WRITTEN CONSENT OF BRIGADE ELECTRONICS.

Sheet 1 of 1	Assembly Pl Approval ATTINGER (06/02/15)	Approved by B. JOHN	Checked by R. BATES	Drawn by P. MISSEN
Customer Approval N/A	Angle of Projection	Units mm	Scale N/A	Released 10/02/15
 Third Angle		Status RELEASED	VSP-47ABS-C	
		Part No 4744	BE-002978-02-14	

